




Altitude and nature of the terrain during selective sections

Stages	Altitude	km sand	km soil	km stones
A r g e n t i n a  1 to 3	Moto between 400 and 2 500 m <i>444 km between 400 & 1 500 m</i> <i>225 km between 1 500 & 2 000 m</i> <i>25 km between 2 000 & 2 500 m</i> <hr/> Auto between 400 and 2 500 m <i>521 km between 400 & 1 500 m</i> <i>240 km between 1 500 & 2 000 m</i> <i>25 km between 2 000 & 2 500 m</i>	120	509 (moto) 605 (auto)	65 (moto) 61 (auto)
C h i l e  4 to 10	Between 0 and 3 150 m <i>2 023 km between 0 & 1 500 m</i> <i>457 km between 1 500 & 2 000 m</i> <i>192 km between 400 & 1 500 m</i> <i>77 km between 2 500 & 3 000 m</i> <i>3 km between 3 000 & 3 150 m</i>	447	1804	500
A r g e n t i n a  11 to 14	Between 50 and 3 050 m <i>206 km between 50 & 400 m</i> <i>842 km between 400 & 1 500 m</i> <i>110 km between 4 500 & 2 000 m</i> <i>65 km between 2 000 & 2 500 m</i> <i>45 km between 2 500 & 3 000 m</i> <i>2 km between 3 000 & 3 050 m</i>	372	769	128
Road sections are always on lower altitudes, except from both crossing of the Cordillère, with 100 km at more than 4 000 m altitude.				